





FINISHES




Honed



Adze



Bushhammered



Point Stalk



Spliiface

This warm sand colored granite has a subtle grain structure that takes both machine and hand tooled finishes beautifully. The overall consistent nature and neutral tone of this stone allows it to blend well with a wide range of other building materials. Whether contemporary or classic in style, Kalahari Granite is certain to enhance any project.

APPLICATIONS	SPECIFICATIONS	TECHNICAL DATA
<ul style="list-style-type: none"> • Commercial Paving • Residential Paving • Full Depth Veneer • L Shaped Corners • Architectural Items • Freeze Thaw Veneer • Freeze Thaw Paving 	<p>Source: Non-domestic</p> <p>Color Range: Beige, Brown, Gold</p> <p>Std. Block Size: TBC</p> <p>Std. Thickness: TBC</p> <p>Std. Lead Time: 10 – 14 weeks</p>	<p>ASTM C97 Density (lb/cf) 157.94</p> <p>ASTM C97 Absorption (%) 0.47</p> <p>ASTM C170 Compr. Strength (psi) 15,515</p> <p>ASTM C880 Flexural Strength (psi) 914</p>
<p>www.maiden-stone.com/products/kalahari_granite</p>		

Stone is a natural product that varies in color, texture, and fossil activity (if applicable). All technical data is deemed to be correct but is not guaranteed and should be independently verified.